

MASTER PLACEMENT REPORT 2022

The placement report includes information from MIB graduates of 2022 (survey response rate: 65%).

OVERALL PLACEMENT OF GRADUATES

1

graduate
continued
with further
studies upon
graduation

WERE ADMITTED INTO
A GRADUATE PROGRAM

8%

STARTED A JOB OR AN
INTERNSHIP

76%

TOOK A SABBATICAL

8%

SEARCHING FOR
EMPLOYMENT

8%

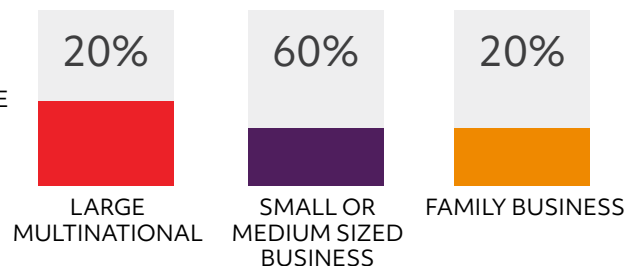
76%

of graduate
respondants
entered
professional
careers upon
graduation

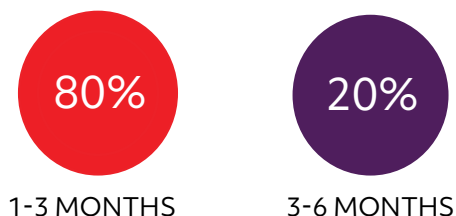
JOB POSITIONS ACQUIRED

- ASSISTANT MANAGER
- JUNIOR IT RECRUITER
- MARKETING ASSISTANT
- PROJECT COORDINATOR
- RESEARCH & ANALYTICS OFFICER
- RETAIL DEVELOPMENT GRADUATE
- BUSINESS ANALYST
- CUSTOMER SERVICE REPRESENTATIVE

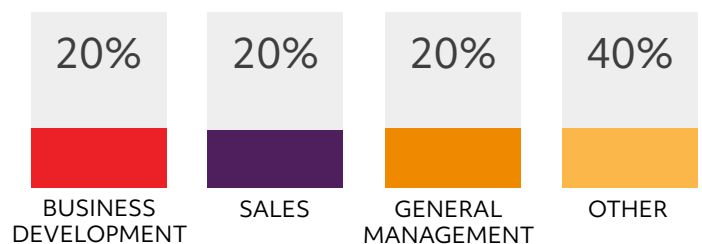
BUSINESS CATEGORY



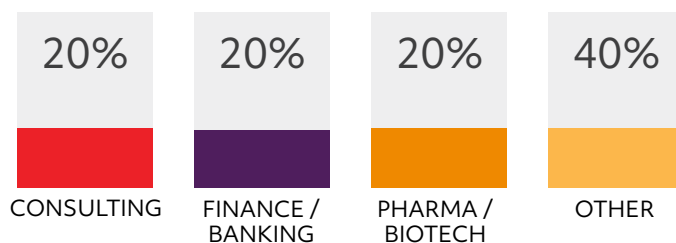
TIME TO FIND EMPLOYMENT



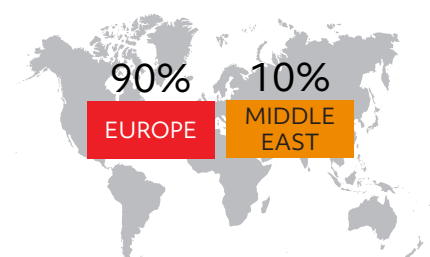
BUSINESS FUNCTION



INDUSTRY OF BUSINESS



WORK LOCATION



SALARY RANGE

