

Placement Report 2017

Masters Programs

The placement report includes master's graduates of 2014 and 2015 (survey response rate: 43%).

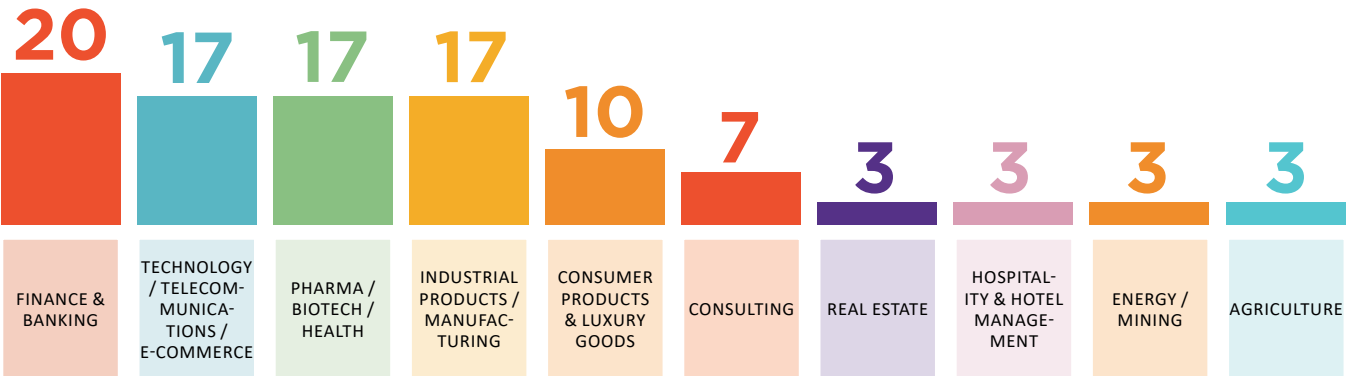


66% 4.5

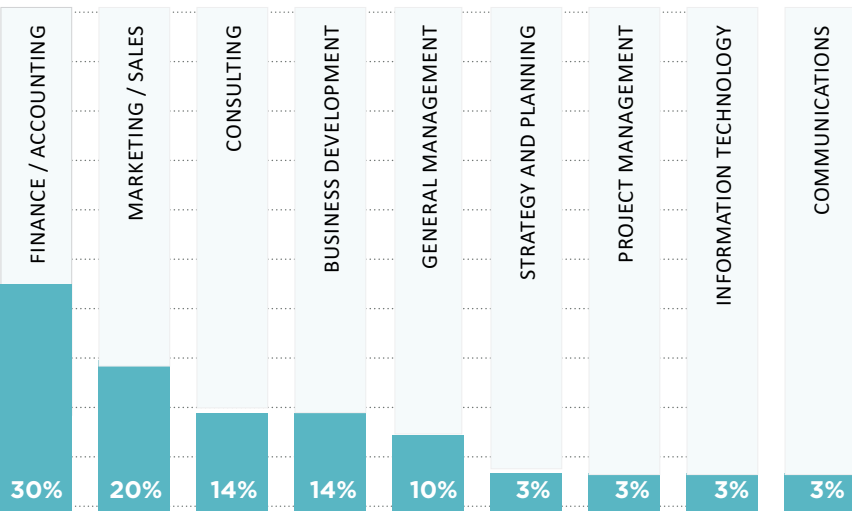
of Master's graduates working in a country different than their country of origin

Average years of work experience

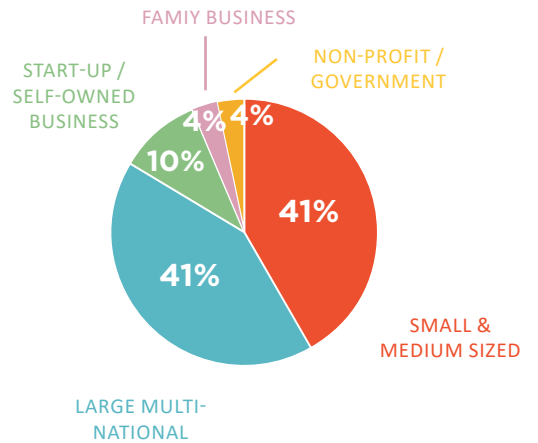
INDUSTRY OF BUSINESS (%)



BUSINESS FUNCTION (%)



BUSINESS CATEGORY (%)



TIME TO FIND EMPLOYMENT UPON GRADUATION (%)



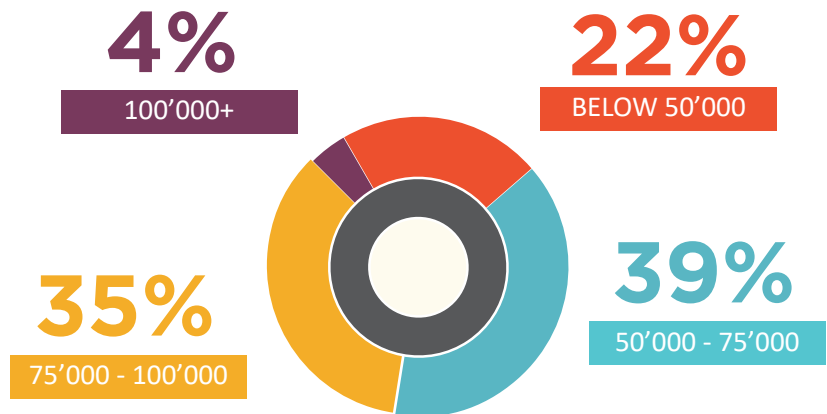
JOB OFFERS

2

Job offers (average) received within 2 years after graduation

ANNUAL GROSS SALARY 2 YEARS AFTER GRADUATION (CHF*) (%)

(BONUS NOT INCLUDED)



* Salary converted to CHF, but may be earned outside of Switzerland (see work location statistics overleaf)

CURRENT JOB TITLE

CAREER ADVANCEMENT

GRADUATES REPORT THAT THE BSL MASTER'S DEGREE SUPPORTED THEIR CAREER PROGRESS IN REGARDS TO: *

Accountant	Global Markets Associate
Administrator	Consultant
Assistant Manager	Investment Manager
Branding & E-Commerce Manager	Market Analyst
Business Analyst	Marketing and Health Economics Assistant
Business Development Manager	Project Manager
Business Intelligence and Price and Analyst	Sales Analyst
Business Manager	Sales Compensation Analyst EMEA
Center Cash Manager	Senior Sales Consultant
CEO	Sustainability Consultant
Credit Risk Analyst	Tender Administrator
Financial Analyst	
Financial Manager	

SETTING UP MY OWN BUSINESS	10%
BUILDING A NETWORK OF PROFESSIONAL CONTACTS	17%
RECEIVING BETTER JOB OFFERS	20%
FINDING A JOB AFTER GRADUATION	23%
CHANGING MY BUSINESS FUNCTION / INDUSTRY	23%
EXPANDING JOB OPPORTUNITIES AVAILABLE TO ME	30%
HAVING A MARKETABLE PROFILE IN THE JOB MARKET	50%
ACQUIRING SKILLS AND KNOWLEDGE THAT HELP ME ENHANCE MY PERFORMANCE AT WORK	67%

* more than one answer is possible